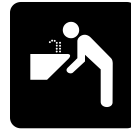




THEME PARK SAFETY TIPS

As we start to plan vacations, it is quite possible your plans will include a theme park. Here are a few safety tips that we found.....

Stay cool. Water is your best friend in helping to prevent heat-related illnesses in theme parks. Chugging water in the park won't help as much as getting well hydrated two to three days prior to your visit. Water is also best for hydration. Sugary drinks can add calories (and the extra pounds). Alcohol actually dehydrates you, leaving you at risk for sunstroke and heat exhaustion.



Protect yourself from the sun. Use sunscreen. Put on a waterproof sunscreen before you enter the park. Remember to reapply throughout the day. Sweat and water rides can wash many sunscreens off. A hat or sun visor can help too.



Stay out of restricted areas. Never enter a restricted area in a theme park. Don't climb fences or walk through employee-only gates. If you drop a hat or other item and it falls into a restricted area, ask a park employee for help.



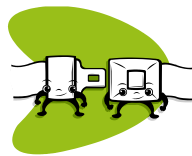
Know your limits. Read the attraction's boarding restrictions before you get in line. If you are pregnant, have pain or injuries in your back or neck, or have a heart condition, you will not be able to go on some rides. If you are shorter than five feet, or taller than six feet, you may also encounter rides where you will not be permitted. If you can't find the boarding restrictions at a particular ride, or have any questions about them, don't be afraid to ask a park employee. Ask at the guest relations office if you have questions regarding any ride restrictions.




Don't cheat or ignore rules. You might think a ride looks tame enough for you, but sometimes there are potential problems on a ride that you may not see – a hidden drop or turn, a sudden stop, or a portable ladder that riders will have to use to descend if the ride shuts down. Don't use lifts or other tricks to make your kids look taller than they are. Height and safety restrictions are in place for a reason. Don't think about cutting in line. It is not worth getting removed from the park for violating rules. Don't try to enforce the rules yourself. If you see line-jumping, report it to the nearest employee at the ride or a security officer.



Stay safe. Keep your rear in the seat, your hands on the grab bar and your feet and knees inside the car. If you are on a ride with a lap bar, seat belt or safety harness, make sure it is in place, snug and locked. If the ride starts to move, and your restraint is not in place, immediately yell for help. If you are prone to headaches, have neck or back problems, do not get on any roller coaster or simulator ride.



Help your children. Take a moment to explain the ride to them. Young children may be frightened when they see the reaction of some of the returning riders. They are depending on you to keep them safe. Never put a crying child on a ride. If your child starts to cry, let others pass you until the child has stopped, or gently exit the ride. It may also be difficult for your child to keep up with an adult pace. Take some breaks.



Alert the staff. If you see something wrong – a broken restraint, rowdy behavior or anything else that could jeopardize the safety of a park guest – alert a park employee immediately. Keep yourself and others around you safe.



Any advice provided in the articles appearing in Women's Corner is for informational purposes only and should not be considered a recommendation. It is the opinion of the author and not the opinion of Huntingdon Valley Bank.